



# LIMA

## SOUTH AFRICAN TRAIN SETS 1982

Josse  
Feldman  
(PTY) LIMITED



# CRICK

## FOR THE YOUNGER CHILD AN IDEAL INTRODUCTION TO RAILWAYS.



The clockwork set series are designed for easy operation and run at the turn of a key.

### 131051

Set **131051** contains:  
clockwork steam locomotive with on/off switch **201760**,  
1 wagon **303303E**,  
1 wagon Schweppes **303312E** and  
10 pieces of curved track **403090** making a circle.



### 131050

Set **131050** contains:  
clockwork steam locomotive with on/off switch **201760**,  
1 red coach **303331E**,  
1 blue coach **303334E** and 10 pieces of curved track **403090** making a circle.




# 132001

Set **132001** contains:  
clockwork steam locomotive with  
on/off switch **201760**,  
1 auto transporter **303309R**,  
1 refrigerator wagon Coca Cola  
**303318E**,  
18 pieces of curved track **403090**  
making a figure "8" w/level crossing  
**403095** and 2 red automobiles Mer-  
cedes **602076**.

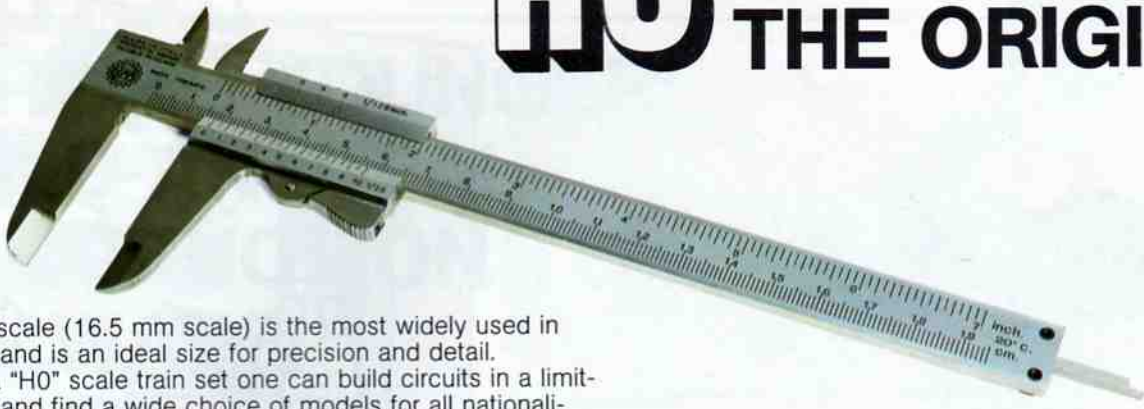


# 132000

Set **132000** contains:  
clockwork steam locomotive with  
on/off switch **201760**,  
1 auto transporter **303310E**,  
1 coach **303340E** and 18 pieces of  
curved track **403090** making a fi-  
gure "8" w/level crossing **403095**.



# H0 REPLICAS OF THE ORIGINAL.




The "H0" scale (16.5 mm scale) is the most widely used in the world and is an ideal size for precision and detail. With Lima "H0" scale train set one can build circuits in a limited space and find a wide choice of models for all nationalities. There is a complete range of products and accessories offering numerous possibilities for enlarging your layout.

## CERES

### 101819

Set **101819** contains:  
**201656** MDT locomotive,  
1 auto transporter **302682E**,  
1 Australian closed wagon **303372E**,  
1 silver closed wagon **303373E**,  
8 pieces of curved track **403030**,  
power connecting rail **403030C**,  
re-railer **403033**,  
1 reverse battery powered controller **500012S**,  
requires 6XHP batteries, not included.



# HO BRITS

## 101817

Set **101817** contains:  
**208003** V.100 S.A. locomotive,  
1 auto transporter w/3 automobiles  
**302681E**,  
1 closed wagon Castrol **303157E**,  
8 pieces of curved track **403030**,  
power connecting rail **403030C**,  
re-railer **403033**,

1 reverse battery powered controller  
**500012S**,  
requires 6XHP batteries not includ-  
ed, 2 red automobiles **602076**.



# HO ORANGE SNELTREIN

## 101818

Set **101818** contains:  
**201656** MDT locomotive,  
1 brown closed wagon LIMA  
**303374E**,  
1 red coach **309435E**,  
1 baggage car **309451E**,  
8 pieces of curved track **403030**,  
power connecting rail **403030C**,  
re-railer **403033**,  
1 reverse battery powered controller  
**500012S**,


requires 6XHP batteries,  
not included.



# HO BLUE EXPRESS

## 101820

Set **101820** contains:  
**201713** blue locomotive tender,  
1 blue coach **309431**,  
1 blue baggage car **309450E**,  
8 pieces of curved track **403030**,  
power connecting rail **403030C**,  
re-railer **403033**,  
1 reverse battery powered controller **500012S**,  
requires 6XHP batteries,  
not included.



# HO SISHEN

## 101821

Set **101821** contains:  
**203005S** steam locomotive tender,  
1 auto transporter w/3 automobiles  
**302681E**,  
1 closed wagon Castrol **303157E**,  
1 brown baggage car **309451E**,  
8 pieces of curved track **403030**,  
power connecting rail **403030C**,  
re-railer **403033**,  
2 speed forward and reverse battery powered controller **500012S**,  
requires 6XHP batteries,  
not included,  
2 red automobiles Mercedes **602076**.






# HO KLERKSDORP



## 103010

Set **103010** contains:  
**201656** MDT locomotive,  
3 red green old time coaches  
**309443E**,  
3 pieces of straight track **403020**,  
1 piece of straight track **403022**,  
buffer stop connecting rail **403025**,  
7 pieces of curved track **403029**,  
power connecting rail **403029C**,  
1 piece of curved track **403031**,  
1 piece of right manual point  
**403050**,  
1 reverse battery powered controller  
**500012S**,  
requires 6XHP batteries,  
not included.






# 103013


Set 103013 contains:  
 302608E, steam locomotive w/tender  
 closed wagon Agfa 303156E,  
 mineral wagon SNCF 303364E,  
 silver closed wagon 303373E,  
 brown closed wagon LIMA  
 3374E,  
 pieces of straight track 403020,  
 piece of straight track 403022,  
 fer stop connenting rail 403025,  
 eces of curved track 403029,  
 er connecting rail 403029C,  
 ece of curved track 403031,  
 ce of right manual point  
 50,



1 reverse battery powered controller  
 500012S,  
 requires 6XHP batteries,  
 not included.








# 106911

Set **106911** contains:

- 203006** steam locomotive w/tender
- 202608E**,
- 1 auto transporter w/3 automobiles
- 302681E**,
- 1 wagon Shell **302904E**,
- 1 brown open wagon **303132E**,
- 1 brown closed wagon **303150E**,
- 2 brown big wagons **309411E**,
- 4 pieces of straight track **403020**,
- 8 pieces of curved track **403030**,
- power connecting rail **403030C**,
- re-railer **403033**,
- 1 reverse battery powered controller **500012S**,



requires 6XHP batteries,  
not included,  
3 red automobiles Mercedes  
**602076**.



# LIMA


1-403030C  
8-403030  
4-403030  
1-403033  
cm. 120x76

CON CATALOGO "PRIMA IMPUNITY"  
WITH CATALOGUE "FIRST LAYOUTS"  
AVEC CATALOGUE "IMPLANTATION"  
MIT KATALOG "LIMA START"  
CONTIENE UN CATALOGO  
"CONO EUPEZAR"  
MIT KATALOG "LIMA START"




LIMA 106911

# HO WITBANK




## 101823

Set **101823** contains:  
**201648** MDT locomotive,  
**1** auto transporter **302682E**,  
**1** wagon bascula **302810E**,  
**1** closed wagon Castrol **303157E**,  
**8** pieces of curved track **403030**,  
power connecting rail **403030C**,  
re-railer **403033**,  
**1** transformer **502052F**.



# HO KIMBERLEY



## 104422

Set **104422** contains:

- 205118S** steam locomotive class 34XX,
- 1 tank wagon tanker **302658E**,
- 1 closed wagon Agfa **303156E**,
- 1 closed wagon Castrol **303157E**,
- 1 open wagon SAR **303363E**,
- 1 Australian closed wagon **303372E**,
- 1 silver closed wagon SAR **303373E**,
- 1 brown wagon LIMA **303374E**,
- 1 rust old time baggage car **309472E**,
- 2 pieces of straight track **403020**,
- 7 pieces of curved track **403029**,
- power connecting rail **403029C**,
- 1 transformer **502052F**.






# 104418

Set **104418** contains:

- 208057** electric locomotive,
- 1 Transnatal sleeping coach
- 309242E**,
- 1 Transnatal dining coach **309243E**,
- 1 "Trans Karoo" baggage car
- 309333E**,
- 2 pieces of straight track **403020**,
- 7 pieces of curved track **403029**,
- power connecting rail **403029C**,
- 1 transformer **502052F**.






# 106213

Set **106213** contains:  
**203006** steam locomotive w/tender  
**302608E**,  
 auto transporter **300940E**  
 with terminal for automatic unload-  
 ing of cars. 1 wagon Audi/Volkswa-  
 gen-DB. **303178E**,  
 1 open wagon w/turpentine  
**303521E**,  
 1 open wagon Mercedes-DB  
**309034E**,  
 4 pieces of straight track **403020**,  
 8 pieces of curved track **403030**,  
 power connecting rail **403030C**,  
 re-railer **403033**,

1 transformer **502052F**,  
 1 base unloading auto **600940F**,  
 4 auto Mercedes **602070A**.





# HO SAFMARINE



## 104419

Set **104419** contains:  
**208057** electric locomotive, 2 containers Safmarine **302868E**,  
1 flat Contrans Merzario **302875E**,  
1 flat L. Lloyd **302876E**,  
1 guard's van **309343E**,  
2 pieces of straight track **403020**,  
7 pieces of curved track **403029**,  
power connecting rail **403029C**,  
1 transformer **502052F**.






# 104421

Set **104421** contains:  
**208057** electric locomotive,  
 1 tank wagon **302917E**,  
 1 open wagon w/coal Sar-Sas  
**303520E**,  
 1 open wagon Mercedes-DB  
**309034E**,  
 1 wagon w/turpentine **309070E**,  
 1 guard's van **309343E**,  
 2 pieces of straight track **403020**,  
 7 pieces of curved track **403029**,  
 power connecting rail **403029C**,  
 1 transformer **502052F**.




# H0 SUBURBAN



## 104420

Set **104420** contains:  
**208129** Suburban S.A.R. locomotive,  
1st class coach **309254E**,  
3rd class coach **309255E**,  
driving coach **309256E**,  
2 pieces of straight track **403020**,  
7 pieces of curved track **403029**,  
power connecting rail **403029C**,  
transformer **502052F**.





# HO CITY DEEP



## 107611

Set **107611** contains:

- 208057** electric locomotive,
- 1 auto transporter **300960E**,
- 1 container Safmarine **302868E**,
- 1 flat L. Lloyd **302876E**,
- 1 open wagon w/turpentine **303521E**,
- 1 autotransporter **309054E**,
- 7 pieces of straight track **403020**,
- 1 piece of straight track **403022**,
- buffer stop connecting rail **403025**,
- 8 pieces of curved track **403030**,
- power connecting rail **403030C**,
- re-railer **403033**,
- 1 compensating right track **403035**,
- 1 right manual point **403050**,




- 1 transformer **502052F**,
- 1 Sea-train load. **600960A**,
- 1 yellow load **600960B**,
- 1 Sea-train container **600960C**,
- 1 base unloading containers

- 600960F**,
- connecting unloading containers
- 600960H**,
- 1 truck "Dunlop" **600961N**.



# LARGE RANGE OF PROMOTIONAL

Transfer "Lima Stockist".



Poster



Transfer "Appointed Dealer".



Luminous sign to be used inside the shop, on counters, hanged up or as a flag.



Plastic display for locomotives and wagons.



# LIMITED ITEMS TO ASSIST YOUR SALES.

Layout for shop/  
window size  
100x120 cm.




Two side price-tag with flash  
"New" (for new items), and  
space to be filled with price.



Stickers.



Plastic bags.




Catalogue "First  
Layout".



Catalogue "Lima  
Railways".





**For further information regarding the LIMA range please ask for:**



## FIRST LAYOUT.

The range of first layout sets allow you to progressively enlarge basic circuits. These layouts are the start of a real railway and include several ways of producing more complex layouts. Add to this the landscaped signals and accessory sets to complete your layouts for maximum realism and enjoyment.



## RAILWAYS.

The Lima range is the largest in the world. With Lima you are able to build a railway system utilizing automatic, electric, electronic and landscapes as with a real railway.



One may choose from more than 500 items covering locomotives, coaches, wagons, track, transformers, control panels and many other accessories enabling a perfect miniature super detailed layout to be created.

The comprehensive Lima railways catalogue gives the modeller something for every aspect of his hobby.

*jf*

**Josse Feldman (PTY) LIMITED**

AGENTS AND DISTRIBUTORS

Postal Address: P.O. Box 10195, Johannesburg 2000.

Telegraphic Address: "JOSMAUR". Telephone (011) 23-7321.

Telex: 8-4232 SA. 38 Van Beek Street, New Doornfontein, Johannesburg.

630090

